

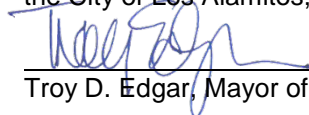
# CITY OF LOS ALAMITOS

3191 Katella Ave.  
Los Alamitos, CA 90720

## AGENDA CITY COUNCIL SPECIAL MEETING

**Monday, May 21, 2018 – 5:00 p.m.**

I, Troy D. Edgar, as Mayor of the City of Los Alamitos, do hereby call a special meeting of the City Council of the City of Los Alamitos, to be held at the time and place listed above to discuss the matters listed below.



Troy D. Edgar, Mayor of the City of Los Alamitos

### NOTICE TO THE PUBLIC

This Agenda contains a brief general description of each item to be considered. Except as provided by law, action or discussion shall not be taken on any item not appearing on the agenda. Supporting documents, including staff reports, are available for review at City Hall in the City Clerk's Office or on the City's website at [www.cityoflosalamitos.org](http://www.cityoflosalamitos.org) once the agenda has been publicly posted.

Each matter on the agenda, no matter how described, shall be deemed to include any appropriate motion, whether to adopt a minute motion, resolution, payment of any bill, approval of any matter or action, or any other action. Items listed as "for information" or "for discussion" may also be the subject of an "action" taken by the City Council at the same meeting.

Any written materials relating to an item on this agenda submitted to the City Council after distribution of the agenda packet are available for public inspection in the City Clerk's Office, 3191 Katella Ave., Los Alamitos CA 90720, during normal business hours. In addition, such writings or documents will be made available for public review at the respective public meeting.

It is the intention of the City of Los Alamitos to comply with the Americans with Disabilities Act (ADA) in all respects. If, as an attendee, or a participant at this meeting, you will need special assistance beyond what is normally provided, please contact the City Clerk's Office at (562) 431-3538, extension 220, 48 hours prior to the meeting so that reasonable arrangements may be made. Assisted listening devices may be obtained from the City Clerk at the meeting for individuals with hearing impairments.

Persons wishing to address the City Council on any item on the City Council Agenda will be called upon at the time the agenda item is called or during the City Council's consideration of the item and may address the City Council for up to three minutes.

### 1. CALL TO ORDER

### 2. ROLL CALL

Mayor Edgar  
Mayor Pro Tem Kusumoto  
Council Member Chirco  
Council Member Hasselbrink  
Council Member Murphy

**3. SPECIAL ORDERS OF THE DAY**

- A. 7-Year Capital Improvement Program (Administrative Services)**  
Review and discuss the Preliminary Seven-Year Capital Improvement Program for Fiscal Years 2018-19 through 2024-25.

Recommendation: Review and discuss the Preliminary Seven-Year Capital Improvement Program for Fiscal Years 2018-19 through 2024-25.

- B. Proposed Budget for Vehicle & Equipment Replacement Schedule (Administrative Services)**  
Review and discuss the recommended Vehicle & Equipment Replacement Schedule for Fiscal Year 2018-19.

Recommendation: Review and discuss the recommended Vehicle & Equipment Replacement Schedule for Fiscal Year 2018-19.

**4. CLOSED SESSION**

- A. Conference with Labor Negotiator**  
City Negotiator: Bret M. Plumlee, City Manager  
Employee Organization: Los Alamitos Police Officers Association  
Authority: Government Code Section 54957.6


- B. Conference with Labor Negotiator**  
City Negotiator: Bret M. Plumlee, City Manager  
Employee Organization: Teamsters Local 911  
Authority: Government Code Section 54957.6

- C. Conference with Labor Negotiator**  
City Negotiator: Bret M. Plumlee, City Manager  
Unrepresented Employees: Executive Management, Middle Management and Non-Management Employees  
Authority: Government Code Section 54957.6

- D. CONFERENCE WITH LEGAL COUNSEL – EXISTING LITIGATION**  
Pursuant to paragraph (1) of subdivision (d) of Government Code Section 54956.9. Name of Case: *Los Alamitos Community United, et al. v. City of Los Alamitos, et al.* Superior Court of California, County of Orange, Case No. 30-2018-00987018-CU-WM-CXC.

**5. ADJOURNMENT**

I hereby certify under penalty of perjury under the laws of the State of California, that the foregoing Agenda was posted at the following locations: Los Alamitos City Hall, 3191 Katella Ave.; Los Alamitos Community Center, 10911 Oak Street; and, Los Alamitos Museum, 11062 Los Alamitos Blvd.; not less than 24 hours prior to the meeting.



Windmera Quintanar, CMC, City Clerk  
Date: May 16, 2018

# City of Los Alamitos

## Agenda Report Special Orders

May 21, 2018  
Item No: 3A

**To:** Budget Standing Committee Members  
**Via:** Bret M. Plumlee, City Manager  
**From:** Maria-Luisa Valdez, Interim Administrative Services Director  
**Subject:** 7-Year Capital Improvement Program

**Summary:** Review and discuss the Preliminary Seven-Year Capital Improvement Program for Fiscal Years 2018-19 through 2024-25.

**Recommendation:** Review and discuss the Preliminary Seven-Year Capital Improvement Program for Fiscal Years 2018-19 through 2024-25.

## Background

Budget Workshops for Fiscal Year 2018-19 were held with the City Council on February 13<sup>th</sup>, March 19<sup>th</sup> and April 16<sup>th</sup>, which focused on the City's operating budget. Today's Budget Workshop will focus on the City's Capital Improvement Program.

## Discussion

The City's Capital Improvement Program (CIP) is a multi-year planning instrument that drives the evaluation and identification of capital infrastructure projects in need of renovation, repair, and/or construction. Capital projects range from road maintenance or construction to the renovation of municipal buildings, park improvements, etc. The CIP relates these projected capital needs to the financial sources that will support their realization and the timeframe in which both the financing and work will take place.

The Capital Improvement Program document is different from the annual budget as it sets forth a seven-year program. The first year's program contains projects that are included in the proposed Annual Operating Budget for the upcoming fiscal year. The remaining six years reflect staff's recommended priorities for the future and are reviewed and revised annually by the City Council. Capital projects that have been budgeted in the current Fiscal Year 2017-18 are not reflected in the upcoming 7-Year CIP. However, unexpended amounts on projects that are "in-process" as of June 30, 2018 will be carried-over and re-budgeted in Fiscal Year 2018-19.

Presented for your consideration is the Capital Improvement Program (CIP) for Fiscal Year 2018-19 through Fiscal Year 2024-25 (**Attachment 1**). Dave Hunt, City Engineer, will be present at the meeting to discuss both the 7-Year CIP and the Pavement Management Plan (PMP) (**Attachment 2**) in conjunction with the proposed projects. The PMP includes a map of the City and different areas of the most recent work.

The FY 2018-2019 through FY 2024-2025 CIP and the Pavement Management Plan were reviewed and discussed with the Budget Standing Committee on May 8, 2018. This report incorporates feedback and recommendations that were provided by the two members of the Committee.

The following projects are recommended in the Fiscal Year 2018-19 capital budget:

<b>Fund</b>	<b>Project Description</b>
CDBG (19)	Alley Improvements - South and East of Katella Avenue
Gas Tax (20)	Regular Yearly Street Maintenance
SB1 Gas Tax (20)	Portion of Greenbrook neighborhood
Measure M (26)	Katella Avenue Signal Sync, 2-Year Pavement Management Plan
Building Improvement (25)	Fenley Pump
Los Alamitos Television (28)	Server
Park Development (40)	Park projects - Little Cottonwood Park, ADA Repairs, Labourdette Park Turf renovations
Tech Replacement (53)	Generator
General Fund (10)	Bullet-resistant window installation, Security Cameras (Police Dept)

There are available resources in each fund for the proposed projects. The Budget Standing Committee recommends funding two projects in the Police Department from the General Fund. Both projects are safety-related projects. The first one is construction of a window and wall, which will provide a physical and ballistic level of protection in the Police lobby at an estimated cost of \$25,000. The second project is installation of security cameras in and around the Police Department at a cost of \$30,000. The Standing Committee recommends funding these projects from a projected General Fund savings that will come from the estimated time it will take to recruit and hire one of the vacant Officer positions. That will result in a savings of \$55,000. The savings will fund the requests of the bullet-proof window/wall and security cameras for a total expenditure cost of \$55,000.

The Standing Committee recommends the Recreation and Community Services Department use Park Development funds that are expected from the 50-unit Olsen project on several park projects. The development fees collected in relation to the permits for the units are restricted for park development use. The recommended projects include Community Center and Park ADA repairs, Little Cottonwood Park's parking lot, storage space for the Community Center and Labourdette Park playground and equipment renovations. There is a total of \$340,000 park development funds proposed in the Capital Improvement budget for Fiscal Year 2018-19. The largest project is the Labourdette Park playground and equipment renovation, which is projected at a cost of \$140,000. Labourdette Park currently has old equipment and due to safety, is recommended to have the park equipment and surface renovated.

Two other key projects that are included in the FY 2018-2019 CIP are the Fenley Pump station and the City generator, which are described below.

Fenley Pump Station: The Fenley Pump Station was built in 1969 and has three pumps in it. A 20-hp sump pump, a 50-hp electrical pump and 16 inch propeller power by a large natural gas engine. In March 2018, the large natural gas engine would not start. The Public Works crew has been having problems with it for the last 5 years. A pump repair company came out and said that they couldn't find parts for the engine anymore and that it needed to be replaced. In April, during a small storm event, the 50-hp electrical pump froze and currently needs to be repaired. Public Works crew provide a standby sump pump to help. We need to remove the entire roof to get the pump out to be fixed. This repair has an estimated cost of \$24,000, as included in the proposed operating General Fund Budget. The Budget Standing Committee previously asked staff to bring back an analysis comparing the cost to replace vs. the cost to repair this pump station. Based in the fact that the pump station failed during this past winter and is no longer operational, the City must replace this pump station before the next winter storms.

By replacing the pumps, we will remove \$24,000 of repair costs from the Development Services operational Department, which will close the previous General Fund budget gap reported at our March 19<sup>th</sup>, 2018 budget workshop.

Generator: The project will replace the outdated and unreliable generator which was originally built in 1970. The existing generator provides backup power (30kW) to the Police Department and other critical areas of City Hall. The existing generator is powered by natural gas, with a gasoline line backup. It is not phased correctly to allow the air conditioning system to remain in operation during a power outage. During a power failure during the summer of 2012 the generator did not operate properly. The unit was tested in September of 2012 and it failed, it produced at 13% of its load capacity.

The proposed project modifications would include installation of a 200 kilowatt diesel generator with a 200 gallon fuel tank that has a 12-hour running capacity. After the new generator is installed, it will be able to power the main electrical panel. This will allow the following buildings to remain at full electrical capabilities (including air conditioning) during a power outage:

- Police Department
- Council Chambers (Emergency Operations Center Building)
- City Hall 1 (Original Building)
- City Hall 2 (Administration Trailer Building)
- Public Works Yard and Garage
- Los AI TV

The FY 2018-2019 through FY 2024-2025 CIP provides a spending plan, which provides funding for critical, safety related projects that will get the City through the next 3 to 5 years and funding for key Recreation facilities and projects which will benefit the entire community.

## Fiscal Impact

The Preliminary Seven-Year Capital Improvement Program includes \$1,314,650 of proposed capital expenditures in Fiscal Year 2018-19. As shown below, sufficient funds are available to cover the proposed capital improvements from the following funds:

<b>Fund</b>	<b>Projected Fund Balance as of July 1, 2018<sup>1</sup></b>	<b>2018-19 Revenues</b>	<b>2018-19 Capital Improvement Projects</b>	<b>Projected Fund Balance as of June 30, 2019</b>
CDBG (19)	\$ -	\$ 135,000	\$ 135,000	\$ -
Gas Tax (20)	98,000	315,490 <sup>2</sup>	371,540	41,950
Measure M (26)	93,000	224,900	213,110	104,790
Building Improvement (25)	113,000	-	100,000	13,000
Los Alamitos Television (28)	84,300	-	10,000	74,300
Park Development (40)	76,800	268,400	280,000	65,200
Technology Replacement (53)	185,000	-	150,000	35,000
General Fund (10)	-	55,000	55,000	- <sup>3</sup>
Traffic Improvement (44)	1,100	-	-	1,100
<b>Total</b>	<b>\$ 651,200</b>	<b>\$ 998,790</b>	<b>\$ 1,314,650</b>	<b>\$ 335,340</b>

<sup>1</sup> The projected fund balance at July 1, 2018 assumes all capital projects that have been budgeted in Fiscal Year 2017/18 will be fully expended.

<sup>2</sup> 2018/19 Gas Tax Revenues are net of amounts to be transferred to the General Fund in 2018/19 to offset the costs (\$185,000) of the street maintenance division.

<sup>3</sup> The General Fund can fund the Police Department's requests for a bullet-resistant glass/wall and security cameras installation with aforementioned gap measure of the delayed recruiting for a police officer for a half-year.

Submitted By: Maria-Luisa Valdez, Interim Administrative Services Director  
 Approved By: Bret M. Plumlee, City Manager

*Attachments:*        1. 7-Year Capital Improvement Program  
                               2. Pavement Management Plan

	PROJECT TITLE	FUNDING SOURCE	FISCAL YEAR 2018-19	FISCAL YEAR 2019-20	FISCAL YEAR 2020-21	FISCAL YEAR 2021-22	FISCAL YEAR 2022-23	FISCAL YEAR 2023-24	FISCAL YEAR 2024-25	TOTAL PROJECT COSTS
	<b>STREETS AND DRAINAGE</b>									
	<b>Regular Yearly Work</b>									
1	Arterial and Residential Tree Trimming and Removal Program	Gas Tax	\$ 55,000	\$ 45,000	\$ 50,000	\$ 45,000	\$ 50,000	\$ 45,000	\$ 50,000	\$ 340,000
2	Street Markings/Striping	Gas Tax	\$ 15,000	\$ 15,000	\$ 15,000	\$ 15,000	\$ 15,000	\$ 15,000	\$ 15,000	\$ 105,000
3	Residential Street Improvements - Rehab/Crack Seal/Potholes	Gas Tax	\$ 10,000	\$ 10,000	\$ 10,000	\$ 10,000	\$ 10,000	\$ 10,000	\$ 10,000	\$ 70,000
4	Median Islands Katella Ave Remove Turf and Install Drought Tolerant Plants	Gas Tax	\$ 15,000	\$ 15,000						\$ 30,000
5	Replacement of Overhead Street Signs at Intersection	Gas Tax	\$ 10,000	\$ 15,000						\$ 25,000
6	Tree Planting	Gas Tax	\$ 5,000	\$ 5,000	\$ 5,000	\$ 5,000	\$ 5,000	\$ 5,000	\$ 5,000	\$ 35,000
7	Replace Safety Lights at Intersections with LED Lights	Gas Tax	\$ 5,000	\$ 5,000	\$ 5,000	\$ 5,000				\$ 20,000
8	Maintain and Repair Traffic Signal Head	Gas Tax		\$ 20,000	\$ 20,000	\$ 20,000				\$ 60,000
	<b>ADA Study</b>									
9	ADA Curb Ramps per Study - 20 year plan	Gas Tax		\$ 50,000	\$ 50,000	\$ 50,000	\$ 50,000	\$ 50,000	\$ 50,000	\$ 300,000
10	ADA Sidewalks per Study - 20 year plan	Gas Tax		\$ 50,000	\$ 50,000	\$ 50,000	\$ 50,000	\$ 50,000	\$ 50,000	\$ 300,000
	<b>Special Funded Projects</b>									
11	Greenbrook Neighborhood	SB 1 Gas Tax	\$ 208,280							
		Measure M	\$ 135,000							
12	Katella Ave. Signal Sync (OCTA grant appl prep & Matching funds for grant)	OCTA (if awarded)	\$ 408,900							\$ 408,900
		Measure M	\$ 51,110	\$ 51,113						\$ 102,223
13	SCAG 2016 Sustainability Planning Grant (If Awarded)	SCAG Funding	\$ 90,000							
		Gas Tax	\$ 10,000							
14	OCTA Measure M2 Tier 1 Catch Basin Inserts (If Awarded)	Measure M2 (Tier 1 Grant)	\$ 136,850							
		Gas Tax	\$ 23,260							
15	Alley Improvements - South of Katella Ave Btwn Pine and Reagan	CDBG	\$ 90,000							\$ 90,000
		Gas Tax	\$ 10,000							\$ 10,000
16	Alley just east of Los Alamitos Blvd. south of Katella Ave	CDBG	\$ 45,000							\$ 45,000
		Gas Tax	\$ 5,000							\$ 5,000
17	Update Every Two Years-Pavement Management Plan	Measure M	\$ 27,000		\$ 12,000		\$ 12,000		\$ 27,000	\$ 78,000

	PROJECT TITLE	FUNDING SOURCE	FISCAL YEAR 2018-19	FISCAL YEAR 2019-20	FISCAL YEAR 2020-21	FISCAL YEAR 2021-22	FISCAL YEAR 2022-23	FISCAL YEAR 2023-24	FISCAL YEAR 2024-25	TOTAL PROJECT COSTS
18	Noel Street Improvements from Farquhar to Katella Ave	CDBG		\$ 135,000						\$ 135,000
		Gas Tax		\$ 15,000						
	<b>Unfunded Projects</b>									
19	Cerritos Ave W City Limits to Bloomfield	Unfunded			\$ 756,000					\$ 756,000
20	Los Alamitos Bl/Seal Beach Bl. Signal Sync (OCTA grant appl prep & Matching funds for grant)	Unfunded				\$ 5,000	\$ 36,000	\$ 2,000	\$ 2,000	\$ 45,000
21	Los Alamitos Blvd Signal Sync (City-funded interim)	Unfunded						\$ 27,000		\$ 27,000
22	Alley Improvements - Btwn Kyle and Bloomfield	Unfunded		\$ 75,000						\$ 75,000
23	Relocate Crosswalk on Katella at Cherry	Unfunded		\$ 35,000						\$ 35,000
24	Systemic Safety Analysis Report Program (SSARP) Grant Appl prep & Matching funds	Unfunded		\$ 8,500	\$ 1,000					\$ 9,500
25	HSIP Improvements (from SSARP) Grant Appl prep & Matching funds)	Unfunded			\$ 10,000	\$ 4,500	\$ 20,000	\$ 6,000	\$ 6,000	\$ 46,500
26	Alley Improvements - Between Katella and Green and Reagan and Los Alamitos	Unfunded		\$ 100,000						\$ 100,000
27	Katella Ave at Los Alamitos Blvd Hot Spots Improvements	Unfunded		\$ 1,200,000						\$ 1,200,000
28	Saratoga Dr Curb and Gutter Replacement	Unfunded			\$ 30,000					
29	Pedestrian Bridges over Katella Ave at Oak Street	Unfunded					\$ 400,000	\$ 4,000,000		\$ 4,400,000
30	Pedestrian Bridges over Katella Ave at Bloomfield	Unfunded			\$ 400,000	\$ 4,000,000				\$ 4,400,000
31	Add lanes on Katella Ave at I-605	Unfunded			\$ 180,000					\$ 180,000
32	Pedestrian Bridges over Cerritos Ave at High School	Unfunded				\$ 400,000	\$ 4,000,000			\$ 4,400,000
33	Los Alamitos Blvd Bridge over Coyote Creek	Unfunded					\$ 1,500,000	\$ 15,000,000		\$ 16,500,000
34	Cerritos Ave Bridge over Coyote Creek	Unfunded					\$ 1,500,000	\$ 15,000,000		\$ 16,500,000
35	Widen Lexington from Katella Ave to old RR	Unfunded							\$ 1,800,000	\$ 1,800,000
36	Widen Intersection at Cerritos at Lexington Ave	City of Cypress							\$ 200,000	\$ 200,000
37	Widen North side of Katella Ave at Chestnut	Unfunded							\$ 1,000,000	\$ 1,000,000
	<b>School Traffic Study - Special Projects</b>									
38	Cerritos Ave @High School Intersection - Striping Duel Left turns into school	Unfunded		\$ 7,700						\$ 7,700
39	Cerritos Avenue/Los Alamitos Boulevard Intersection Improvements	Unfunded		\$ 131,000						\$ 131,000
40	Los Alamitos Blvd North of Cerritos add signal at Teachers Parking Lot	Unfunded		\$ 460,000						\$ 460,000
41	McAuliffe Middle School Restriping Cerritos Ave	Unfunded			\$ 2,550					\$ 2,550
42	McAuliffe Middle School protective right-turn arrow for northbound Bloomfield and Cerritos Ave	Unfunded			\$ 31,000					\$ 31,000
43	Los Alamitos Elementary School Restriping Bloomfield Ave	Unfunded			\$ 2,100					\$ 2,100
44	Fix drainage problems on East side of Saratoga Dr	Unfunded							\$ 25,000	\$ 25,000



	PROJECT TITLE	FUNDING SOURCE	FISCAL YEAR 2018-19	FISCAL YEAR 2019-20	FISCAL YEAR 2020-21	FISCAL YEAR 2021-22	FISCAL YEAR 2022-23	FISCAL YEAR 2023-24	FISCAL YEAR 2024-25	TOTAL PROJECT COSTS
	<b>Pavement Management Plan</b>									
45	Noel Street Rehab from Katella to northern end	Measure M / Gas Tax		\$ 125,000						\$ 125,000
46	Suburbia - Rehabilitation	Measure M / Gas Tax		\$ 328,800						\$ 328,800
47	Cerritos and Lexington Intersection Improvements	Measure M / Gas Tax			\$ 200,000					\$ 200,000
48	Country Square	Measure M / Gas Tax			\$ 76,800					\$ 76,800
49	Old Town East and Medical Center Area	Measure M / Gas Tax			\$ 111,000					\$ 111,000
50	New Dutch Haven	Measure M / Gas Tax			\$ 69,600					\$ 69,600
51	Orangewood Avenue Pavement Rehabilitation	Measure M / Gas Tax			\$ 18,000					\$ 18,000
52	Old Town West - Rehabilitation	Measure M / Gas Tax			\$ 85,000					\$ 85,000
53	Woodcrest - Rehab	Measure M / Gas Tax				\$ 36,000				\$ 36,000
54	College Park North	Measure M / Gas Tax				\$ 318,000				\$ 318,000
55	Storm Drain Master Plan - Citywide	Measure M / Gas Tax				\$ 50,000				\$ 50,000
56	GIS Map Showing Detailed City Right of Way	Measure M / Gas Tax				\$ 50,000				\$ 50,000
57	Bloomfield Ave - Cerritos to Katella	Measure M / Gas Tax					\$ 73,200			\$ 73,200
58	Los Alamitos Blvd - N City Limit to Cerritos Ave	Measure M / Gas Tax					\$ 70,800			\$ 70,800
59	Katella Ave - Los Alamitos Blvd to Bloomfield St	Measure M / Gas Tax					\$ 52,800			\$ 52,800
60	Katella Ave - Bloomfield St to Lexington Dr	Measure M / Gas Tax					\$ 51,600			\$ 51,600
61	Katella Ave - Lexington Dr to Siboney	Measure M / Gas Tax					\$ 57,600			\$ 57,600
	<b>PMP - CDBG Funding Projects</b>									
62	Apartment Row Green Street, Reagan to Lexington	CDBG / Gas Tax/ Measure M				\$ 200,000				\$ 200,000
63	Apartment Row Howard Street, Reagan to	CDBG / Gas Tax/ Measure M			\$ 204,000					\$ 204,000
64	Apartment Row Farquhar Ave, Reagan to Lexington	CDBG / Gas Tax/ Measure M			\$ 252,000					\$ 252,000
65	Apartment Row Reagan, Farquhar to Katella	CDBG / Gas Tax/ Measure M					\$ 192,000			\$ 192,000
66	Apartment Row Maple, Farquhar to Katella	CDBG / Gas Tax/ Measure M					\$ 167,000			\$ 167,000
67	Apartment Row Bloomfield, Farquhar to Katella	CDBG / Gas Tax/ Measure M						\$ 128,000		\$ 128,000
68	Apartment Row Lexington, Farquhar to Katella	CDBG / Gas Tax/ Measure M						\$ 30,000		\$ 30,000
	<b>Subtotal Streets and Drainage Funded</b>		\$ 719,650	\$ -	\$ -	\$ -	\$ -	\$ -	\$ -	
	<b>Subtotal Streets and Drainage Unfunded</b>			\$ 2,902,113	\$ 2,646,050	\$ 5,263,500	\$ 6,813,000	\$ 20,710,000	\$ 18,398,000	\$ 57,439,673

	PROJECT TITLE	FUNDING SOURCE	FISCAL YEAR 2018-19	FISCAL YEAR 2019-20	FISCAL YEAR 2020-21	FISCAL YEAR 2021-22	FISCAL YEAR 2022-23	FISCAL YEAR 2023-24	FISCAL YEAR 2024-25	TOTAL PROJECT COSTS
	<b>FACILITIES</b>									
1	Fenley Pump Station New Motor/Roof	Building Improvement Fund	\$ 100,000							\$ 100,000
2	City Hall Generator (JLL)	Technology Replacement Fund	\$ 150,000							\$ 150,000
3	Community Center and Youth Center ADA Repairs	Park Development Fund	\$ 45,000	\$ 50,000	\$ 50,000	\$ 50,000				\$ 195,000
4	Los AL TV Server	Los Alamitos Television (28)	\$ 10,000							\$ 10,000
5	11'X8' Glass Aluminum Door for Community Center	Unfunded		\$ 60,000						\$ 60,000
6	Community Center Generator	Unfunded			\$ 150,000					\$ 150,000
7	Replace Entire Roof at the Community Center	Unfunded			\$ 300,000					\$ 300,000
8	Replace Roof Hatches	Unfunded			\$ 3,000					\$ 3,000
9	Pine Street Parking Lot Pavement Rehabilitation	Unfunded			\$ 50,000					\$ 50,000
10	Mobile Outdoor Screen	Unfunded			\$ 65,000					\$ 65,000
11	New Carpeting for City Hall 1 , Community Center and Police Department	Unfunded			\$ 30,000					\$ 30,000
12	Replace Entire Roof at the Teen Center	Unfunded				\$ 120,000				\$ 120,000
13	Los Alamitos Museum Seismic Retrofits	Unfunded		\$ 30,000						\$ 30,000
14	City Hall New Entrance	Unfunded					\$ 100,000			\$ 100,000
	<b>JLL Study</b>									\$ -
15	Install Emergency Lighting throughout blgs and pathways	Unfunded		\$ 30,000						\$ 30,000
16	Sidewalk	Unfunded		\$ 49,500						\$ 49,500
17	Parking area at City Hall	Unfunded			\$ 70,000					\$ 70,000
18	Framing Members at Eaves and Breezeways	Unfunded					\$ 75,000			\$ 75,000
19	Consultant to Design Fire Alarm system	Unfunded						\$ 100,000		\$ 100,000
20	Interior to TV Building	Unfunded							\$ 150,000	\$ 150,000
21	TV Bldg HVAC	Unfunded							\$ 15,000	\$ 15,000
22	LA TV Roof	Unfunded							\$ 16,000	\$ 16,000
	<b>Police Department</b>									\$ -
23	Front Lobby Hardening	General Fund	\$ 25,000							\$ 25,000
24	Security Camera	General Fund	\$ 30,000							\$ 30,000
25	Upgrade Electric Service and Wiring	Unfunded		\$ 40,000						\$ 40,000
26	Update Emergency Operations Center (EOC)	Unfunded		\$ 250,000						\$ 250,000
27	Key Fob Lock System	Unfunded			\$ 35,000					\$ 35,000
28	Kitchen Remodel	Unfunded			\$ 15,000					\$ 15,000

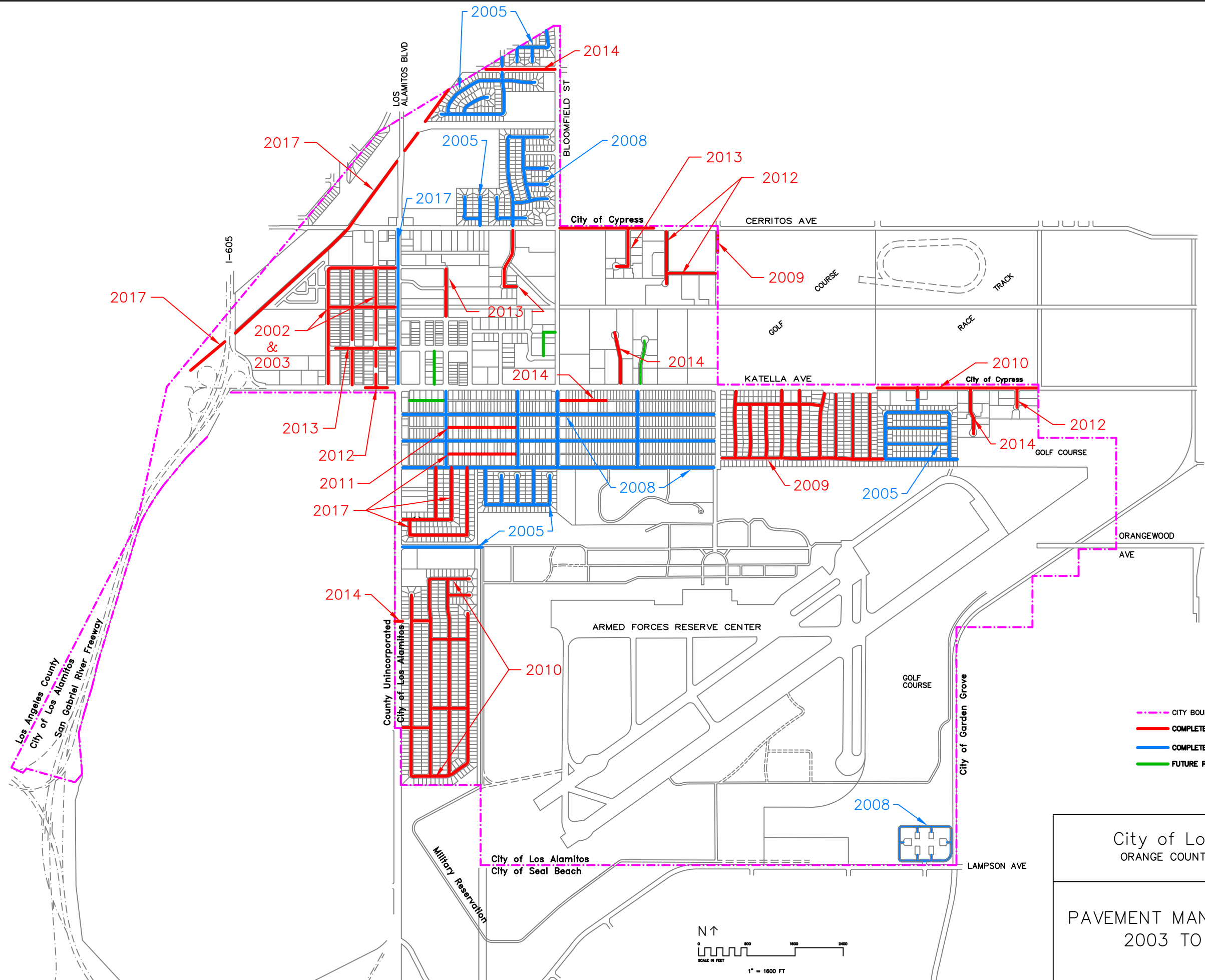
	PROJECT TITLE	FUNDING SOURCE	FISCAL YEAR 2018-19	FISCAL YEAR 2019-20	FISCAL YEAR 2020-21	FISCAL YEAR 2021-22	FISCAL YEAR 2022-23	FISCAL YEAR 2023-24	FISCAL YEAR 2024-25	TOTAL PROJECT COSTS
29	Remodel Training Room	Unfunded			\$ 50,000					\$ 50,000
30	Property Room Remodel	Unfunded					\$ 100,000			\$ 100,000
31	Men's Locker Room Upgrade	Unfunded						\$ 150,000		\$ 150,000
32	Remodel Holding Facility	Unfunded							\$ 200,000	\$ 200,000
	<b>ADA Study</b>									\$ -
33	City Hall & Council Chamber	Unfunded			\$ 140,699				\$ 430,467	\$ 571,166
34	Community & Youth Center	Unfunded				\$ 64,727			\$ 402,021	\$ 466,748
35	Police Department	Unfunded					\$ 30,850		\$ 350,106	\$ 380,956
36	LATV Studio	Unfunded						\$ 4,586	\$ 169,976	\$ 174,562
37	City Owned Parking Lot	Unfunded						\$ 670		\$ 670
38	Museum	Unfunded							\$ 97,197	\$ 97,197
	<b>Subtotal Facilities Funded</b>		\$ 360,000	\$ -	\$ -	\$ -	\$ -	\$ -	\$ -	
	<b>Subtotal Facilities Unfunded</b>			\$ 509,500	\$ 958,699	\$ 234,727	\$ 305,850	\$ 255,256	\$ 1,830,767	\$ 4,454,799

	PROJECT TITLE	FUNDING SOURCE	FISCAL YEAR 2018-19	FISCAL YEAR 2019-20	FISCAL YEAR 2020-21	FISCAL YEAR 2021-22	FISCAL YEAR 2022-23	FISCAL YEAR 2023-24	FISCAL YEAR 2024-25	TOTAL PROJECT COSTS
	<b>PARKS</b>									
1	Little Cottonwood Park Full Size Basketball Court / Parking Lot	Park Development Fund	\$ 60,000							\$ 60,000
2	Coyote Creek Plants	Park Development Fund	\$ 5,000							
3	Community Center Enclosure of outdoor storage space	Park Development Fund	\$ 20,000							\$ 20,000
4	Little Cottonwood Park Septic Tank Rehab	Unfunded						\$ 100,000		\$ 100,000
5	Laurel Park Restrooms	Park Development Fund		\$ 30,000						\$ 30,000
6	Replace mesh around tennis court and add it to fence between Laurel field and church	Park Development Fund		\$ 30,000						\$ 30,000
7	Labourdette Park Playground Equipment and Surface	Park Development Fund	\$ 140,000							\$ 140,000
8	Oak Field Lights Upgrade	Park Development Fund		\$ 100,000						\$ 100,000
9	Stansbury Park Turf Renovations	Park Development Fund		\$ 10,000						\$ 10,000
10	Laurel Park Tennis Court Resurfacing	Park Development Fund		\$ 40,000						\$ 40,000
11	Labourdette Park Turf Renovations	Park Development Fund	\$ 10,000							\$ 10,000
12	Installation of ADA compliant bleachers at Laurel Park	Unfunded			\$ 30,000					\$ 30,000
13	Sterns Park Turf Renovations	Unfunded			\$ 10,000					\$ 10,000
14	Sterns Park New Playground Equipment and Surface	Unfunded			\$ 120,000					\$ 120,000
15	Soroptimist Park Turf Renovations	Unfunded			\$ 10,000					\$ 10,000
16	Laurel Park Parking Lot Lights	Unfunded				\$ 50,000				\$ 50,000
17	Orville Lewis Park Field	Unfunded				\$ 125,000				\$ 125,000
18	Sterns Park Turf Renovations	Unfunded				\$ 10,000				\$ 10,000
19	Roberts Park Turf Renovations	Unfunded				\$ 10,000				\$ 10,000
20	Laurel Park Playground	Unfunded							\$ 40,000	\$ 40,000
21	Little Cottonwood Park Field Renovations	Unfunded					\$ 275,000			\$ 275,000
22	Stanbury Park New Playground Equipment and Surface	Unfunded					\$ 120,000			\$ 120,000
23	Replace playground woodchips with poured or tiled flooring	Unfunded						\$ 30,000		\$ 30,000
24	Purchase and place modular building at Little Cottonwood Park	Unfunded						\$ 50,000		\$ 50,000
25	Soroptimist Park New Playground Equipment and Surface	Unfunded						\$ 120,000		\$ 120,000

	PROJECT TITLE	FUNDING SOURCE	FISCAL YEAR 2018-19	FISCAL YEAR 2019-20	FISCAL YEAR 2020-21	FISCAL YEAR 2021-22	FISCAL YEAR 2022-23	FISCAL YEAR 2023-24	FISCAL YEAR 2024-25	TOTAL PROJECT COSTS
	<b>ADA Study</b>									
26	Little Cottonwood Park	Unfunded						\$ 94,784		\$ 94,784
27	Laurel Park	Unfunded							\$ 84,507	\$ 84,507
28	Stansbury Park	Unfunded						\$ 23,333		\$ 23,333
29	Orville Lewis Park	Unfunded		\$ 19,301						\$ 19,301
30	Sterns Park	Unfunded							\$ 16,368	\$ 16,368
31	Labourdette Park	Unfunded		\$ 11,238						\$ 11,238
32	Roberts Park	Unfunded							\$ 6,678	\$ 6,678
33	Soroptimist Park	Unfunded							\$ 6,283	\$ 6,283
34	Coyote Creek Park & Bike Trail	Unfunded							\$ 68,810	\$ 68,810
	<b>Subtotal Parks Funded</b>		<b>235,000</b>	-	\$ -	\$ -	\$ -	\$ -	\$ -	
	<b>Subtotal Parks Unfunded</b>			\$ 240,539	\$ 170,000	\$ 195,000	\$ 395,000	\$ 418,117	\$ 222,646	\$ 1,871,302

\$ 1,314,650



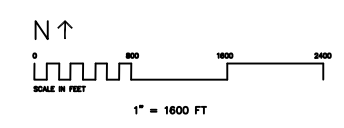


- - - CITY BOUNDARY
- COMPLETED PROJECT
- COMPLETED SLURRY SEALS
- FUTURE PROJECT

City of Los Alamitos  
ORANGE COUNTY CALIFORNIA

---

PAVEMENT MANAGEMENT PLAN  
2003 TO PRESENT



# City of Los Alamitos

## Agenda Report Special Orders

May 21, 2018  
Item No: 3B

**To:** Budget Standing Committee Members  
**Via:** Bret M. Plumlee, City Manager  
**From:** Maria-Luisa Valdez, Interim Administrative Services Director  
**Subject:** Proposed Budget for Vehicle & Equipment Replacement Schedule

**Summary:** Review and discuss the recommended Vehicle & Equipment Replacement Schedule for Fiscal Year 2018-19.

**Recommendation:** Review and discuss the recommended Vehicle & Equipment Replacement Schedule for Fiscal Year 2018-19.

## Background/Discussion

In 2013 the City Council adopted Resolution No. 2013-07 (**Attachment 1**), which outlined the Vehicle & Equipment Replacement Policy. The Policy established guidelines for replacement based on a number of factors including, but not limited to, age, mileage, mechanical condition, maintenance costs, etc. The Policy also established targeted replacement cycles for vehicles and equipment. For example, the targeted replacement cycle for a Police Patrol Sedan is 4 years and 75,000 miles whereas the targeted replacement cycle for a Police SUV is 5 years and 100,000.

In April 2018 each department reviewed the inventory of vehicles and equipment. Based on the results of that assessment and as reflected in the Vehicle and Equipment Replacement Schedule (**Attachment 2**), it is recommended that the following vehicles in the Police Department be replaced/purchased:

- **4 Police Vehicles** (3 for replacement and one for new purchase)
  1. 2014 Dodge Charger (Unit 48-2)
    - Mileage is at 51,710 and expected to be at 68,000 when a replacement vehicle is delivered. Estimated replacement cost is \$39,000.
  2. 2014 Honda Motorcycle
    - Mileage is at 32,000 and expected to be at 40,000 when a replacement vehicle is delivered. The motor was extended for an additional year however service costs are increasing with its age. Estimated replacement cost is \$31,000.



3. 2013 Unmarked Dodge Charger (UM-1)\*
  - o Mileage is at 52,151 and expected to be at 65,000 when a replacement vehicle is delivered. Once this vehicle is replaced, the 2013 Dodge Charger can be repurposed to Support-2 unit in the Police Department. Estimated replacement cost is \$37,000.
4. New Parking Enforcement vehicle for the Police Department. The City has over \$80,000 in AQMD funds and will be used to purchase the Police vehicle for Parking Enforcement. Estimated purchase cost is \$35,000.

The Development Services Department also needs the following vehicles and equipment for replacement:

- **2 Development Services Trucks and 3 equipment items**

1. 2007 Chevrolet 2500 truck (CNG)
  - o Mileage is at 39,410 miles however the tank only lasts approximately 10 years and is believed to break down soon since there have been several trips to the repair shop in relation to the maintenance and repair. It would be costly to replace the tank and be more useful if it were replaced new at an estimated replacement cost of \$38,500.
2. 1997 Chevrolet 1500 truck
  - o Mileage is at 86,296 and the vehicle is used daily for public work use. The vehicle has been in the repair shop twice in the past fiscal year. Estimated replacement cost is \$38,500
3. 2002 Light Tower/ Generator
  - o The light tower/generator is used for both Public Works and Police departments. The light tower has broken down and had much maintenance in the past several years as it is 16 years old. It randomly turns off and has been in the repair shop multiple times in the past year. The expected life for the tower is fifteen years and is used extensively. Estimated replacement cost is \$11,000.
4. 1995 Mower
  - o The mower has broken down and had much maintenance in the past several years. The mower is 23 years old and has an expected life of fifteen years. The parts are difficult to find as the mower is old and maintenance will continue to be costly since it is constantly in need of repairs. Estimated replacement cost is \$18,000.
5. 1990 Tack Sprayer Trailer
  - o The tack sprayer is 28 years old and been repaired several times in the past year as well. It has an expected life of 20 years and is used extensively. Estimated replacement cost is \$11,000.

## Fiscal Impact

The cost to replace the four police vehicles requested is \$140,000 of which \$35,000 will be funded by Fund 23 - AQMD Fund and \$105,000 will be funded from Fund 52- Vehicle and Equipment Replacement Fund. The cost to replace the two vehicles and three new pieces of equipment is \$77,000 for vehicles and \$40,000 for equipment, for a total of \$117,000 funded from Fund 52 – Equipment and Vehicle Replacement Fund.

<b>Fund</b>	<b>Projected Fund Balance as of July 1, 2018</b>	<b>2018-19 Revenues</b>	<b>2018-19 Vehicles and Equipment</b>	<b>Projected Fund Balance as of June 30, 2019</b>
AQMD (23)	\$ 81,875	\$ 15,150	\$ 35,000	\$ 62,025
Vehicles & Equipment (50)	350,481	54,136 <sup>1</sup>	224,000	180,617
<b>Total</b>	<b>\$ 432,356</b>	<b>\$ 69,286</b>	<b>\$ 259,000</b>	<b>\$ 242,642</b>

<sup>1</sup> 2018/19 Vehicles & Equipment Revenues are net of operating expenses illustrated on Attachment 3.

There is sufficient fund balance in each fund as projected for the budget in Fiscal Year 2018-19.

Submitted By: Maria-Luisa Valdez, Interim Administrative Services Director  
 Approved By: Bret M. Plumlee, City Manager

*Attachments:*

1. *Vehicle & Equipment Replacement Policy*
2. *2018 Vehicle & Equipment Replacement Schedule*
3. *Vehicle & Equipment Fund Revenues & Expenses (5 Years)*

RESOLUTION NO. 2013-07

**A RESOLUTION OF CITY COUNCIL OF THE CITY OF LOS  
ALAMITOS, CALIFORNIA, APPROVING THE  
VEHICLE/EQUIPMENT REPLACEMENT POLICY**

**WHEREAS**, the City of Los Alamitos wishes to properly formalize a mechanism for vehicle/equipment replacement and expenditures from the Fleet Maintenance Fund; and,

**WHEREAS**, Staff has conducted an intensive research to determine the best practical policy that would serve the City of Los Alamitos and was able to develop a policy that incorporates all the City departments' needs for vehicles and equipment; and,

**WHEREAS**, the policy identifies timely budgeting procedures for all departments, a replacement schedule that is based upon mileage and age, and a spreadsheet for determining internal charge rates; and,

**WHEREAS**, the policy will provide guidelines for vehicle replacement and allow for improved budgeting and planning with regard to the City's fleet of vehicles.


**NOW, THEREFORE, THE CITY COUNCIL OF THE CITY OF LOS ALAMITOS DOES RESOLVE AS FOLLOWS:**

SECTION 1. The City Council of the City of Los Alamitos, California, finds that the above recitals are true and correct.


SECTION 2. The City Council hereby approves the attached Vehicle/Equipment Replacement Policy (Exhibit A).

SECTION 3. The City Clerk shall certify as to the adoption of this Resolution.

**PASSED, APPROVED, AND ADOPTED** this 15<sup>th</sup> day of April, 2013.

  
Warren Kusumoto, Mayor

ATTEST:

  
Windmera Quintanar, CMC, City Clerk

APPROVED AS TO FORM:



\_\_\_\_\_  
Steve Skolnik, Interim City Attorney

STATE OF CALIFORNIA    )  
COUNTY OF ORANGE    ) ss  
CITY OF LOS ALAMITOS   )


I, Windmera Quintanar, CMC, City Clerk of the City of Los Alamitos, do hereby certify that the foregoing Resolution was adopted at a meeting of the City Council held on the 15<sup>th</sup> day of April, 2013, by the following vote to wit:

AYES:           COUNCILMEMBERS:    Grose, Murphy, Graham-Mejia

NOES:           COUNCILMEMBERS:    Edgar, Kusumoto

ABSENT:        COUNCILMEMBERS:    None

ABSTAIN:       COUNCILMEMBERS:    None

  
\_\_\_\_\_  
Windmera Quintanar, CMC, City Clerk

# **CITY OF LOS ALAMITOS FLEET MAINTENANCE DIVISION**

## **Vehicle/Equipment Replacement Guidelines/ Procedures**

### **MISSION**

The Public Works Fleet Maintenance Division's mission is to provide and maintain the most appropriate, safe, reliable, and clean vehicles/equipment allowing departments to better serve the residents.

### **OBJECTIVES**

The objective of this vehicle/equipment replacement guideline/procedure is to promote an orderly system of funding, purchasing and managing a standardized fleet replacement process and to plan future departmental transportation requirements.

### **GENERAL**

All City vehicles/equipment acquired and maintained by Public Works Fleet Maintenance Division are recommended for replacement in accordance with this guideline/procedure and all departments are responsible for complying with these guidelines/procedures. Priority will be given to those departments whose services relate to public health, safety, and law enforcement.

As vehicles/equipment reach the targeted mileage and age of replacement criteria, a vehicle/equipment maintenance evaluation will be performed by Public Works Fleet Maintenance Division. If the evaluation proves the vehicle/equipment would be economical to retain for an additional year(s), the vehicle/equipment will be targeted for retention or reassignment.

### **ACQUISITION**

The Public Works Fleet Maintenance Division is responsible for acquiring all City vehicles/equipment with the approval of the City Council. Vehicles/equipment are to be purchased using one of the following criteria:

- Utilizing the "Piggy Back" process whenever possible, as more vehicles can be acquired at lower prices; or

- Request for Proposal (RFP) process as outlined in Section 2.60.030 of the City's Municipal Code; or
- Purchases at an auction (will require City Council pre-approval). The City Council will set a predetermined spending cap. The purchase decision will be made by the Public Works Superintendent.

Before any order is placed, the Public Works Fleet Maintenance Division and the user department will jointly review department requirements and vehicle/equipment specifications. It is the Public Works Fleet Maintenance Division's goal to select the proper vehicle/equipment for the department. Suitability and appropriateness for the job intended, balanced by initial cost, depreciation/resale value, and maintenance repair factors are the primary factors for the review process. Compatibility with the rest of the fleet, fuel economy, safety/repair records, and serviceability are also important considerations.

Once the replacement cycle is complete, the replaced vehicle/equipment is evaluated for reassignment as a "low usage" vehicle to another department or declared surplus and sold at auction.

### **RETENTION or REASSIGNMENT**

In some cases, it may be beneficial to reassign vehicles/equipment to other departments that have "low usage" requirements. These decisions are made on a case by case basis between the Public Works Superintendent and the director of the department to which the vehicle is to re-assigned. The vehicle/equipment must have one third of its life expectancy remaining (years and mileage) and show a direct cost savings to the budget. Exception to this rule is if the vehicle/equipment in question has had major repairs completed within the past 12 months, deeming it reliable for use by the Fleet Maintenance Division.

### **ADDITIONS TO THE FLEET**

Additions are defined as any increase in the total number of vehicles/equipment assigned to a City's department. Additions to the fleet are to be requested by City departments via a Vehicle/Equipment Request Form and approved by the Department Head before submitting to the Public Works Fleet Maintenance Division.

### **REPLACED VEHICLE/EQUIPMENT**

Replaced vehicles/equipment that are not reassigned to another City department are to be declared surplus by the City Council. After the equipment is declared surplus, the Fleet Maintenance Division shall dispose of it in a manner best serving the interest of the City, which include:

- Public auction; or
- Sale or transfer to other governmental entities; or
- Sale or transfer to nonprofit entities

### **MID-YEAR REQUESTS**

If a department desires to add or replace a vehicle/equipment to the fleet, outside of the annual vehicle replacement request process, a completed Vehicle/Equipment Request Form shall be submitted for processing. In addition to the Vehicle/Equipment Request Form, a budget amendment request for funding may be needed. This request is to be submitted by November 1<sup>st</sup> of that year.

### **VEHICLE/EQUIPMENT REQUEST CYCLE**

The Public Works Fleet Maintenance Division initiates the vehicle/equipment request cycle each year in February when departments are asked to submit requests for additional or replacement vehicles/equipment. Requests are reviewed and prioritized based on the vehicle or equipment's inspection report. Throughout February and March, the Public Works Fleet Maintenance Division works with departments to recommend a vehicle/equipment replacement list based on the strategic budget outlook and the total vehicle/equipment replacement liability. In May, the Public Works Superintendent prepares the annual vehicle/equipment replacement request for budget consideration from City Council.

### **REPLACEMENT CRITERIA\***

Timely replacement ensures that vehicles/equipment are replaced once the life cycle, or economic costs, reach a minimum. The guidelines for vehicles/equipment replacement are, but not limited to:

- Predetermined age and/or mileage
- Mechanical condition
- State of technology
- Availability of replacement parts
- Anticipated depreciation
- Resale value
- Operation costs
- Safety standards
- Departmental needs
- Overall appearance

The Public Works Fleet Maintenance Division recommends replacement of vehicles or equipment based on the above criteria met for each class of vehicle. A technical/maintenance evaluation of requested replacement vehicles/equipment will be performed by Public Works Fleet Maintenance staff before each vehicle/equipment is recommended for replacement. The targeted replacement cycles, in terms of years and miles, are as follows:

<u>DESCRIPTION</u>	<u>AGE/MILES</u>
<b>Law Enforcement</b>	
• Sedan – Patrol	4 yrs./75,000 miles
• SUV – Patrol	5 yrs./100,000 miles
• Detective/Unmarked	5 yrs./75,000 miles
• Motorcycle	4 yrs./75,000 miles
<b>Administrative – Passenger</b>	10 yrs./90,000 miles
<b>Light Duty Trucks</b>	
• Sports Utility	10 yrs./90,000 miles
• Pickup & 4 x 4	10 yrs./95,000 miles
<b>Medium &amp; Heavy Duty Trucks</b>	15 yrs./100,000 miles
<b>Miscellaneous Equipment</b>	
• Trailers	By condition
• Mowers (tractor style)	By condition

\*The above vehicle replacement criteria are from Local Agency Surveys and City of Los Alamitos historical data.



Vehicle & Equipment Replacement Schedule

UNIT #/ ID	VIN #/SERIAL #	MAKE	MODEL	YEAR	PURCHASE		TARGETED	ESTIMATED	ESTIMATED	2018-19	2019-20	2020-21	2021-22	2022-23 and Beyond
					COST	CYCLE (YEARS):	REPLACEMENT	REPLACEMENT	REPLACEMENT					
<b>POLICE</b>														
522	48-1	1GNLCEC5JR182930	Chevy	Tahoe	2018	42,368	5	52,000	2022-23					52,000
522	48-2	2C3CDXATXEH350827	Dodge	Charger	2014	35,000	4	39,000	2018-19	39,000				
522	48-3	2C3CDXAT7GH188335	Dodge	Charger	2016	35,000	4	39,000	2019-20		39,000			
522	48-4	2C3CDXAT6HH608717	Dodge	Charger	2017	36,712	4	39,000	2020-21			39,000		
522	48-5	2C3CDXATXHH608719	Dodge	Charger	2017	36,712	4	39,000	2020-21			39,000		
522	48-6	2C3CDXAT8HH608718	Dodge	Charger	2017	36,712	4	39,000	2020-21			39,000		
522	48-7	2C3CDXAT5GH188334	Dodge	Charger	2016	35,000	4	39,000	2019-20		39,000			
522	48-SRO	2C3CDXATXCH287838	Dodge	Charger	2012	35,000	4	39,000	2019-20		39,000			
528	Motorcycle	JH2SC5156DK100046	Honda	Motor	2014	26,993	4	31,000	2018-19	31,000				
528	Pkg-1							35,000	2018-19	35,000	4			
528	Pkg-2	2B3LA43H08H314565	Dodge	Charger	2008	35,000	5	37,625	2019-20	2		37,625		
523	UM-1/Blu Chg	2C3CDXAT1DH560506	Dodge	Charger	2013	35,000	5	37,000	2018-19		37,000			
523	UM-2/Chv HPU	3GCUCUEJ6DG148222	Chevy	1500HYB	2013	42,331	5	46,225	2019-20			46,225		
523	UM-3/Jeep Ch	1C4RJEAGXFC836435	Jeep	Cherokee	2015	35,168	5	37,625	2020-21				37,625	
521	UM-4/Slv Chg	2C3CDXAT1HH649384	Dodge	Charger	2017	27,017	5	37,625	2022-23					37,625
521	UM-5/Slv Dur	1C4SDJFT4HC921605	Dodge	Durango	2017	36,274	5	37,500	2023-24					37,500
521	UM-6/Blk Dur	1C4SDJFT6HC921606	Dodge	Durango	2017	36,274	5	37,500	2023-24					37,500
524	Supp-1	1GNLC2E07CR190184	Chevy	Tahoe	2012	38,847	5	45,000	2020-21			45,000		
523	Supp-2						5	37,625	2021-22				37,625	
522	Supp-3	2C3CDXAT4CH287835	Dodge	Charger	2012	35,743	4	37,100	2019-20	2	Reassigned	37,100		
<b>PUBLIC WORKS</b>														
<b>TRUCKS</b>														
542	PS1	1FTBF2A66CEC99622	Ford	F250	2012	30,630	10	34,000	2022-23	2				34,000
543	PS2	1FTBF2A68CEC99623	Ford	F250	2012	30,630	10	34,000	2022-23					34,000
543	PS3IRR	1FDWF30599EA32799	Ford	F350	2008	45,000	10	46,000	2022-23	2				46,000
543	PS4STK	1FDWF36Y9EA32800	Ford	F350	2008	45,000	10	46,000	2021-22	2			46,000	
542	PS6MEC	1GCGC24R8XR710246	Chevy	2500	1999	24,999	10	46,000	2019-20	2		46,000		
542	PS7SPR	1GCEC19R3W1108954	Chevy	1500	1997	24,899	10	38,500	2018-19		38,500			
542	PS8CNGPU	1GCHC24U87E177962	Chevy	2500	2007	48,911	10	38,500	2018-19		38,500			
543	PS5550	1FDAF56S73ED54609	Ford	F550	2003	63,000	15	71,175	2021-22	2			71,175	
542	PS10DMP	3FDNF65222MA16634	Ford	F650	2002	65,000	15	74,625	2022-23	2				74,625
542	PS11BOOM	1FDXF46524ED66432	Ford	F450	2004	67,398	15	95,000	2020-21	2		95,000		
533	Code Enforcement	2C3CDXAT6H261737	Dodge	Charger	2012	35,000	10	37,625	2021-22				37,625	
<b>EQUIPMENT</b>														
544	Floor Machine	351012080Z544	Adfinity	20R Ecoflex	2012	6,500	5	9,100	2019-20	2		9,100		
542	Concrete Mixer	MHZ5430	MQ Whiteman		2001	5,000	10	5,000	2021-22	2			5,000	
542	1250 Balancer	SN 0807303517	Coats		2009	5,598	10	7,300	2021-22	2			7,300	
542	Scan TL Part 700-7108	C1VCGM3908002579OT			2009	5,386	10	6,000	2021-22	2			6,000	
542	Light Tower/ Generator	4GNLT08152B900648	MultiQuip		2002	7,440	15	11,000	2018-19		11,000			
543	Dual Equip Trailer	4ZCLT2020E1063033	LOAD TRAIL		2014	5,194	20	6,890	2033-34					6,890
542	Press. Washer Trl	1W9DC061XK1063087	FMC/Los AL PW		2013	5,000	20	5,000	2032-33					5,000
543	knife aerator	92141490005	Aerway		2014	9,908	15	11,250	2033-34					11,250
543	72" ride on mower	6310544	Grasshopper		2012	14,604	15	15,375	2026-27					15,375
543	3 wing mower	9461060469	Cushman		1995	31,140	15	18,000	2018-19		18,000			
542	bobcat	502422578	Bobcat Corp.		1986	20,000	25	40,000	2020-21	2			40,000	
543	turf vacuum	G1602	Smithco	Sweep Star 60	2003	24,545	15	24,545	2019-20	2		24,545		
543	turf Tractor	M-Y3702	Massey Ferguson		2003	17,186	25	20,250	2027-28					20,250
542	Striping machine	BA2091	Graco		2005	11,865	25	14,000	2029-30					14,000
542	Crack Sealer Trl	1C9EP1226T1418200	Crafco		1996	30,169	20	32,500	2020-21	2		32,500		
542	Tack Sprayer Trl	L150T80	Lee Boy		1990	5,547	20	11,000	2018-19		11,000			
542	BACK HOE	JJG0232727	Case		1996	56,015	25	59,000	2021-22				59,000	

Vehicle & Equipment Replacement Schedule

UNIT #/ ID	VIN #/SERIAL #	MAKE	MODEL	YEAR	PURCHASE COST	TARGETED	ESTIMATED	ESTIMATED	2018-19	2019-20	2020-21	2021-22	2022-23 and Beyond			
						REPLACEMENT CYCLE (YEARS) <sup>1</sup>	REPLACEMENT COST	REPLACEMENT YEAR								
<b>RECREATION</b>																
551	REC HYBRID	3GCUCUEJ7DG243419	Chevy	1500HYB	2013	42,331	10	49,450	2022-23				49,450			
551	RECVAN	2D8HN44E79R625663	Dodge	caravan	2009	24,529	10	28,750	2019-20	2	28,750					
551	REC TRLR	53BTV1213DF004879	Looks	Vision	2012	6,000	20	7,800	2026-27				7,800			
<b>CABLE TV</b>																
511	Los AI TV	1FTEE14Y1THA31907	Ford	E150	1995	11,840	10	28,750	2020-21	2	28,750					
								<b>Vehicles</b>	<b>1,343,250</b>	<b>Vehicles</b>		<b>219,000</b>	<b>283,950</b>	<b>294,625</b>	<b>192,425</b>	<b>353,250</b>
								<b>Equip</b>	<b>410,960</b>	<b>Equip</b>		<b>40,000</b>	<b>62,395</b>	<b>101,250</b>	<b>77,300</b>	<b>130,015</b>
								<b>Total</b>	<b>1,754,210</b>	<b>Total</b>		<b>259,000</b>	<b>346,345</b>	<b>395,875</b>	<b>269,725</b>	<b>483,265</b>
									<b>AQMD Fund</b>			<b>35,000</b>				
									<b>Vehicle &amp; Equipment Fund</b>			<b>224,000</b>				

1 - Per Vehicle/Equipment Replacement Policy Approved by City Council on April 15, 2013

2 - Vehicles Scheduled past due for Replacement in Fiscal Year however have been determined by department to be bumped for future fiscal years for replacement

3 - The 2013 Police Dodge Charger (UM-1/Blu Chg) will be repurposed and used for Police Support-2

4 - AQMD funds will be used to purchase a new police vehicle for Fiscal Year 2018-19.

VEHICLE & EQUIPMENT FUND REVENUES & EXPENSES (5 YEARS)

Account Description	Type	2014-15	2015-16	2016-17	2017-18	2018-19
		Actual	Actual	Actual	Projected	Proposed Budget
<b>REVENUES</b>						
GENERAL FUND CHARGES/TRANSFERS	INTERNAL SVC FUND CHGS	374,091.00	234,018.00	404,026.00	304,026.00	304,026.00
GAIN/LOSS ON DISPOSAL OF ASSET	MISCELLANEOUS REVENUE	0.00	994.00	0.00	0.00	0.00
INSURANCE REIMBURSEMENT	MISCELLANEOUS REVENUE	711.00	1,831.00	27,306.00	0.00	0.00
CAPITAL LEASE PROCEEDS	MISCELLANEOUS REVENUE	0.00	0.00	189,676.00	80,324.00	0.00
<b>TOTAL REVENUES</b>		<b>374,802.00</b>	<b>236,843.00</b>	<b>621,008.00</b>	<b>384,350.00</b>	<b>304,026.00</b>
<b>EXPENSES</b>						
SALARIES - FULLTIME	SALARIES AND BENEFITS	58,991.00	42,497.00	11,565.00	0.00	0.00
ON CALL PAY	SALARIES AND BENEFITS	1,260.00	1,285.00	0.00	0.00	0.00
UNIFORM ALLOWANCE	SALARIES AND BENEFITS	650.00	650.00	25.00	0.00	0.00
OVERTIME	SALARIES AND BENEFITS	3,469.00	2,715.00	0.00	0.00	0.00
SICK CONVERSION	SALARIES AND BENEFITS	666.00	9,334.00	0.00	0.00	0.00
VACATION CONVERSION	SALARIES AND BENEFITS	0.00	9,665.00	0.00	0.00	0.00
MEDICARE	SALARIES AND BENEFITS	862.00	921.00	299.00	0.00	0.00
RETIREMENT	SALARIES AND BENEFITS	8,697.00	13,215.00	424.00	10,550.00	14,000.00
HEALTH INSURANCE	SALARIES AND BENEFITS	13,843.00	13,262.00	1,185.00	0.00	0.00
LIFE INSURANCE	SALARIES AND BENEFITS	159.00	146.00	12.00	0.00	0.00
DISABILITY INSURANCE	SALARIES AND BENEFITS	328.00	300.00	25.00	0.00	0.00
SUPPLIES	OTHER	17,283.00	16,154.00	13,718.00	16,200.00	16,200.00
UNIFORMS	OTHER	260.00	260.00	260.00	260.00	260.00
TRAVEL & TRAINING	OTHER	106.00	20.00	0.00	500.00	500.00
INSURANCE	OTHER	0.00	0.00	6,995.00	7,074.00	7,074.00
AUTO PARTS - POLICE	OTHER	12,919.00	15,371.00	6,065.00	10,000.00	10,000.00
AUTO PARTS-RECREATION	OTHER	543.00	169.00	0.00	500.00	500.00
AUTO PARTS-PW	OTHER	8,036.00	4,119.00	8,287.00	7,000.00	10,000.00
AUTO PARTS-OTHER	OTHER	140.00	0.00	379.00	1,500.00	1,500.00
NATURAL GAS	GAS	2,038.00	2,876.00	2,525.00	2,500.00	2,500.00
GASOLINE	GAS	89,807.00	72,586.00	73,105.00	81,000.00	83,000.00
OUTSIDE SERVICES-PD	OTHER	19,759.00	25,571.00	21,558.00	20,000.00	21,000.00
OUTSIDE SERVICES-REC	OTHER	396.00	805.00	1,042.00	850.00	850.00
OUTSIDE SERVICES-PW	OTHER	6,845.00	4,523.00	4,419.00	8,000.00	8,000.00
OUTSIDE SERVICES-OTHER	OTHER	295.00	310.00	7,584.00	2,000.00	2,000.00
TECHNOLOGY INTRNL SRVC	OTHER	1,865.00	1,865.00	1,865.00	1,865.00	1,865.00
INTEREST EXPENSE	DEBT SERVICE	0.00	0.00	4,980.00	4,980.00	3,769.00
PRINCIPAL EXPENSE	DEBT SERVICE	0.00	0.00	65,661.00	65,661.00	66,872.00
VEHICLES/EQUIPMENT PURCHASES	CAPITAL OUTLAY	73,917.00	57,395.00	196,807.00	90,324.00	224,000.00
<b>TOTAL EXPENSES</b>		<b>323,134.00</b>	<b>296,014.00</b>	<b>428,785.00</b>	<b>330,764.00</b>	<b>473,890.00</b>
<b>BEGINNING BUDGETARY FUND BALANCE AT JULY 1</b>		<b>112,175.00</b>	<b>163,843.00</b>	<b>104,672.00</b>	<b>296,895.00</b>	<b>350,481.00</b>
<b>ENDING BUDGETARY FUND BALANCE AT JUNE 30</b>		<b>163,843.00</b>	<b>104,672.00</b>	<b>296,895.00</b>	<b>350,481.00</b>	<b>180,617.00</b>

Expenses by Type

